

Administración de Servicios de
Salud Mental y Contra la Adicción

ASSMCA



Puerto Rico PDMP: What the Data is Telling us





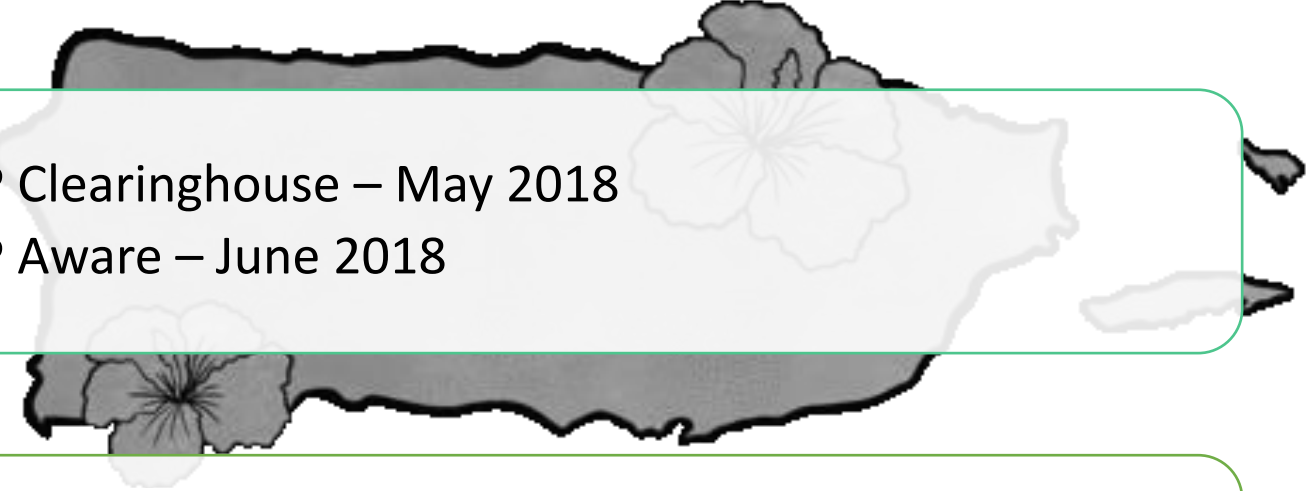
Personal Disclaimer:


As you might imagine English is not my 1st language so if you don't understand anything please let me know... I'll do my best to speak as clear as I can



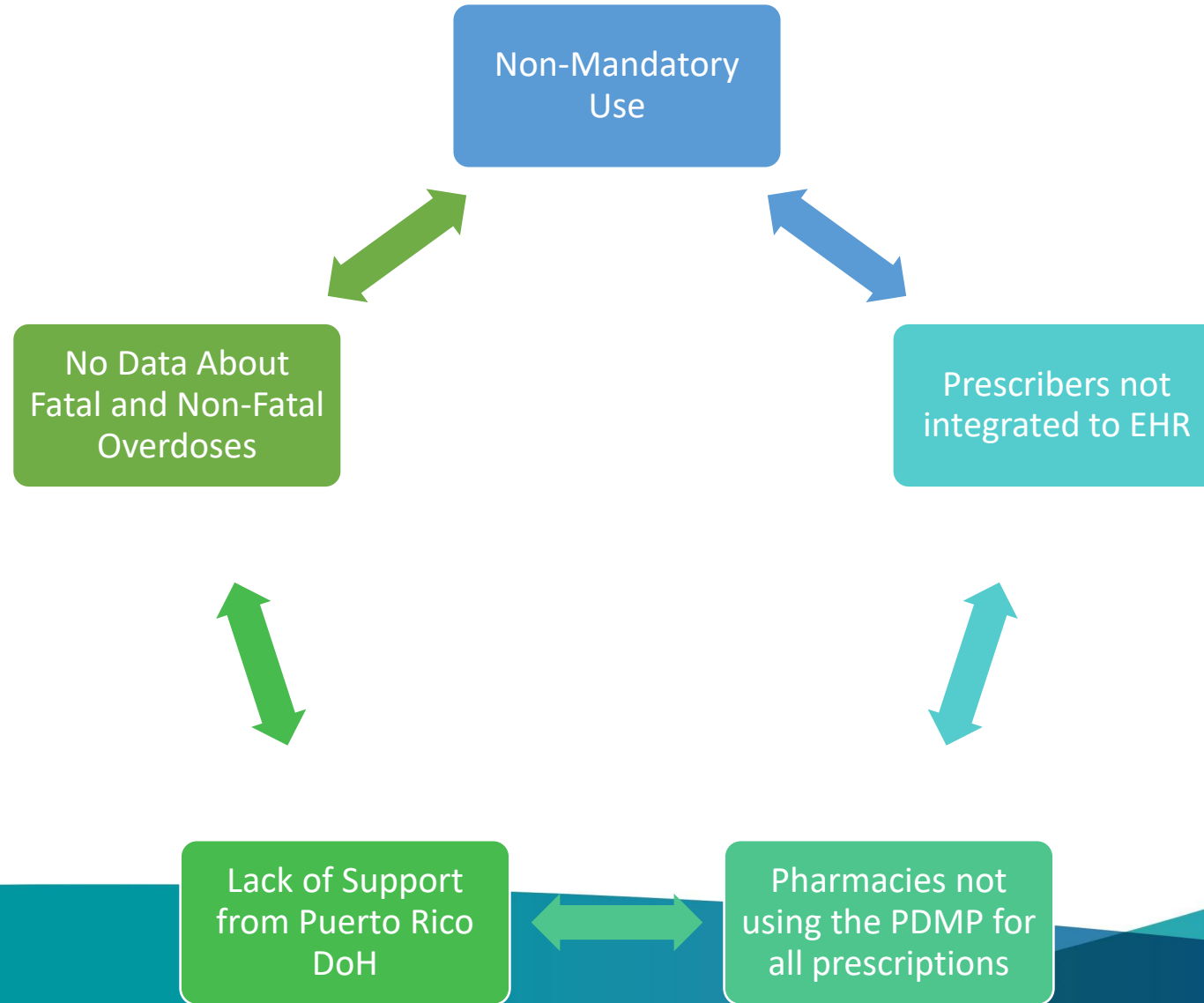
Puerto Rico PDMP

- 
- Law 70-2017
 - August 5, 2017
 - Hurricane Irma and Hurricane Maria

- 
- 
- PMP Clearinghouse – May 2018
 - PMP Aware – June 2018

- 
- Mental Health and Anti-Addiction Services Administration
 - No data before all the triggers (we don't have a before and after comparison)

Puerto Rico PDMP- Barriers



Law 70-2017

Law 70 of August 5, 2017, known as the "Controlled Substance Prescription Surveillance Law", orders the Mental Health and Anti-Addiction Services Administration (MHAASA) to implement the "Prescription Drug Monitoring Program", whose function is to establish and maintain an electronic system for the monitoring of controlled substances dispensed in Puerto Rico.



Law 70-2017 Objectives



Objective #1

To implement the Prescription Drug Monitoring Program under the MHAASA



Objective #2

All pharmacies or dispensers must submit electronically all the information required by MHAASA related to each controlled substance prescription, ***as frequently as MHAASA requires to. We required pharmacies to submit data on a 48 hours period.***



Objective #3

To create the PDMP Advisory Committee to help and contribute with everything related to the creation, operation and functionality of the program.

Funding: US Department of Justice Office of Justice Programs (Harold Rogers)



2017-PM-BX-0001

- 2018-2020
- This funds covered the first two years of the PR-PDMP
- We had 1 contractor

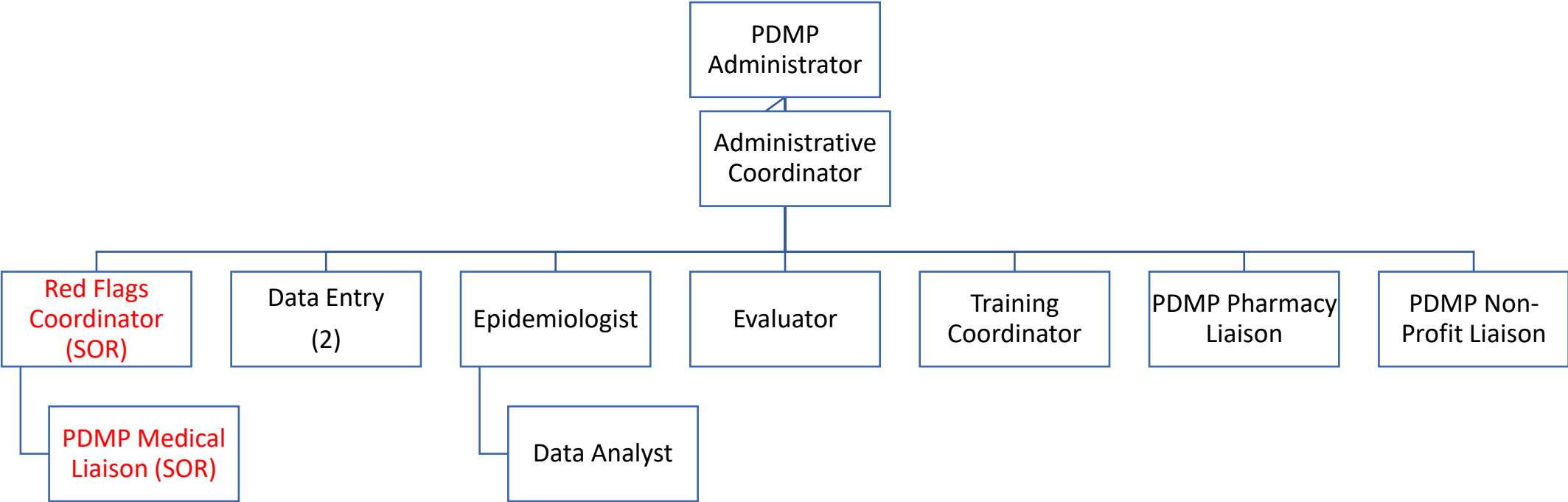
2020-PM-BX-0009

- 2020 – 2023
- Enhancements to the PDMP (Prescriber Report Cards, Clinical Alerts, RxCheck, Advanced Analytics)
- We have 9 contractors

15PBJA-21-GG-02600-PDMP

- 2021-2024
- We have 12 contractors

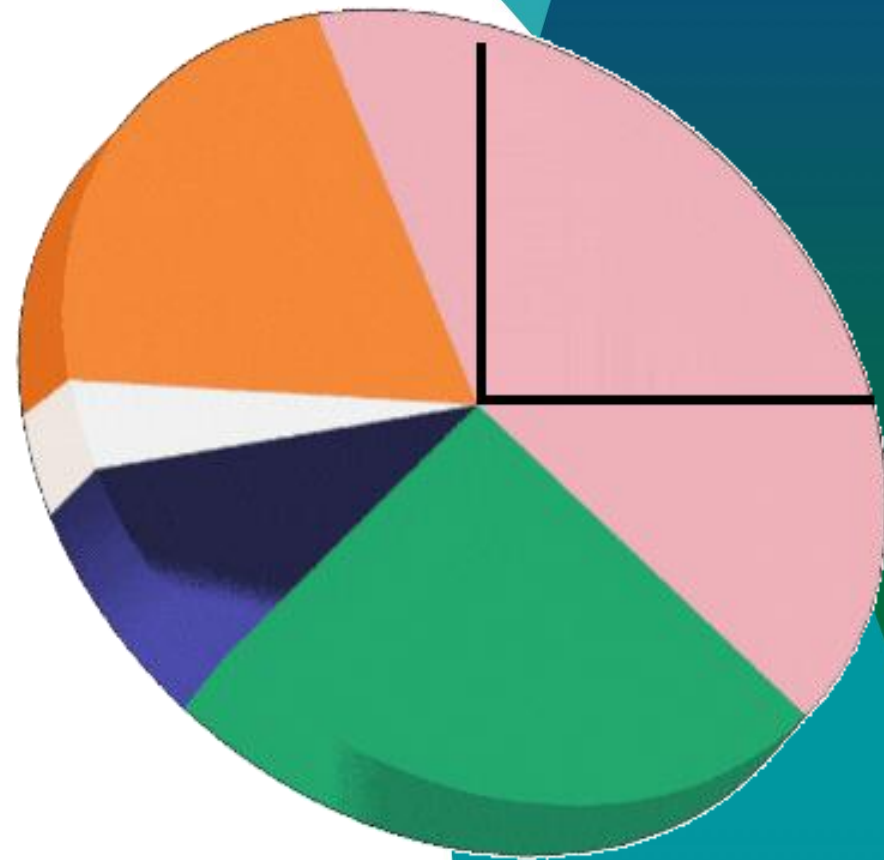
PDMP Staff



TEAMWORK!

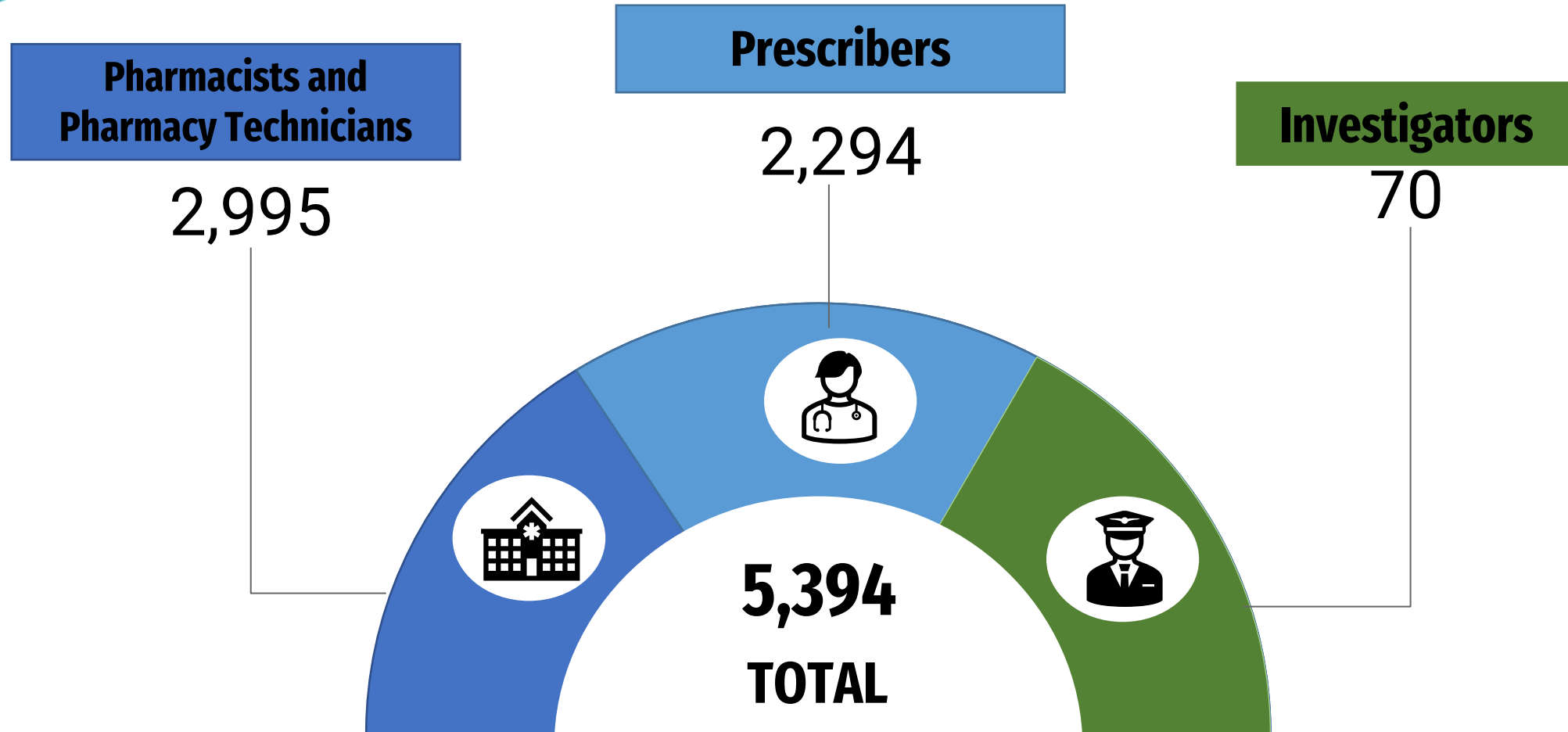



Statistics



PDMP users


7/12/22





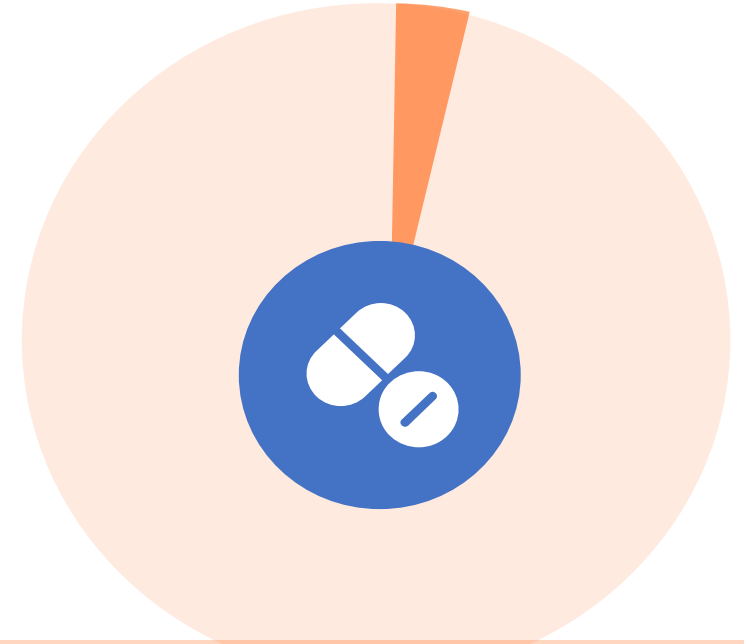
2,850,919

Opioids



11,662,678

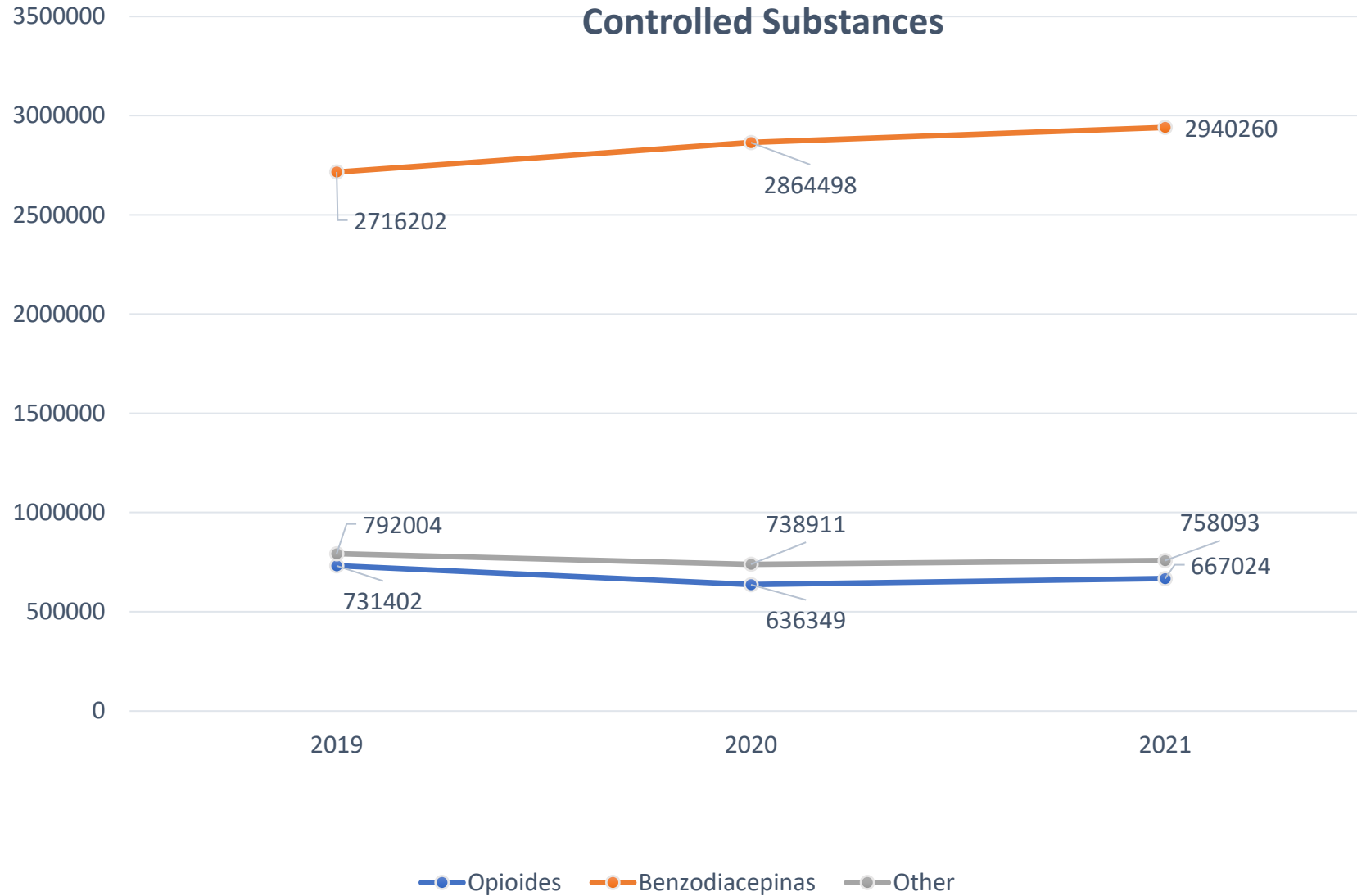
Benzodiazepines



17,668,898

Total Prescriptions from May, 2018-
June 8, 2022

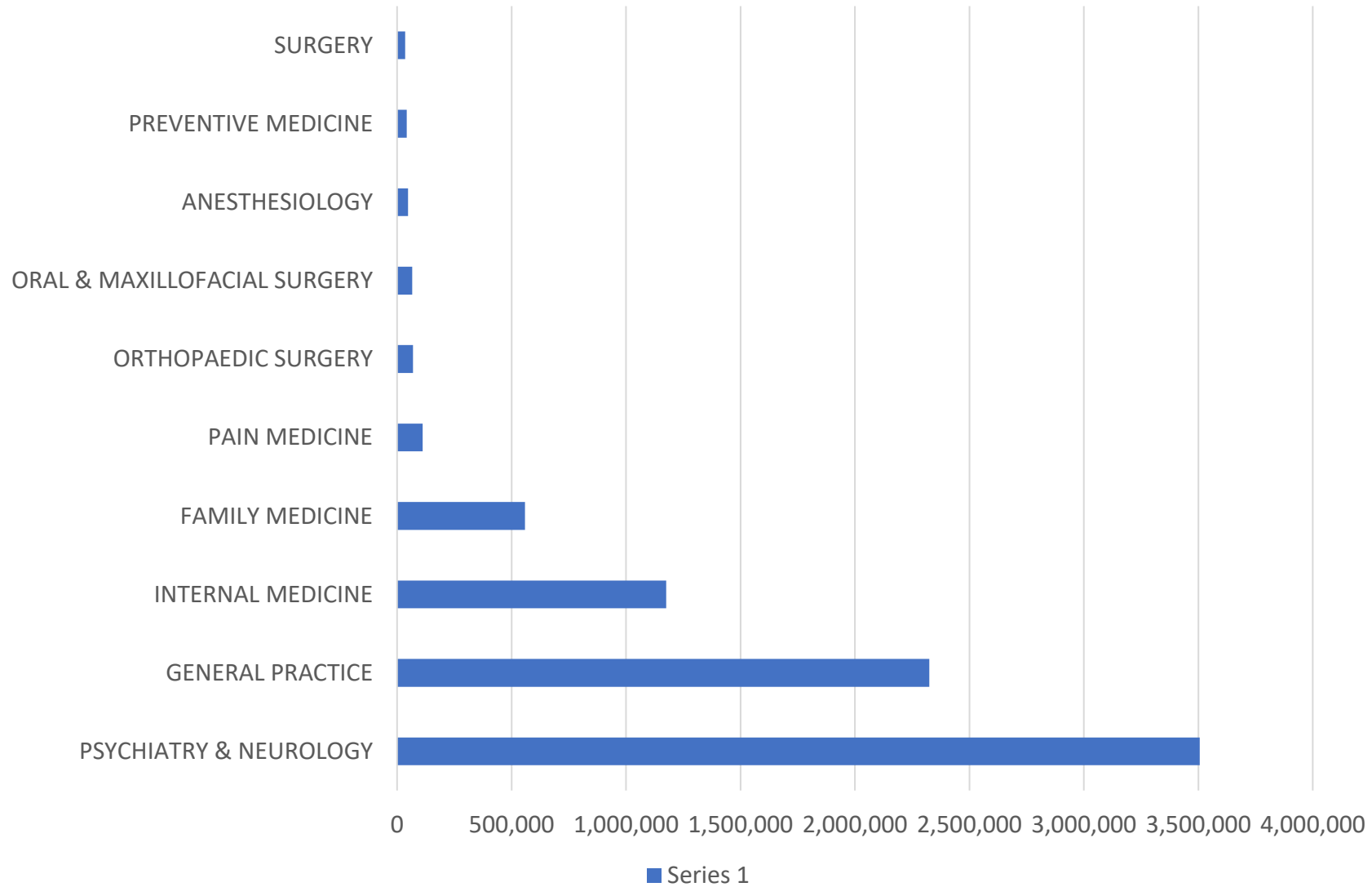
Total prescriptions for Opioids, Benzodiazepines and Other Controlled Substances



For year 2021 there was an increase on opioids prescriptions of 4.82% when compared with 2020. However, the benzodiazepines prescriptions are 4 times more prescribed than opioids in PR



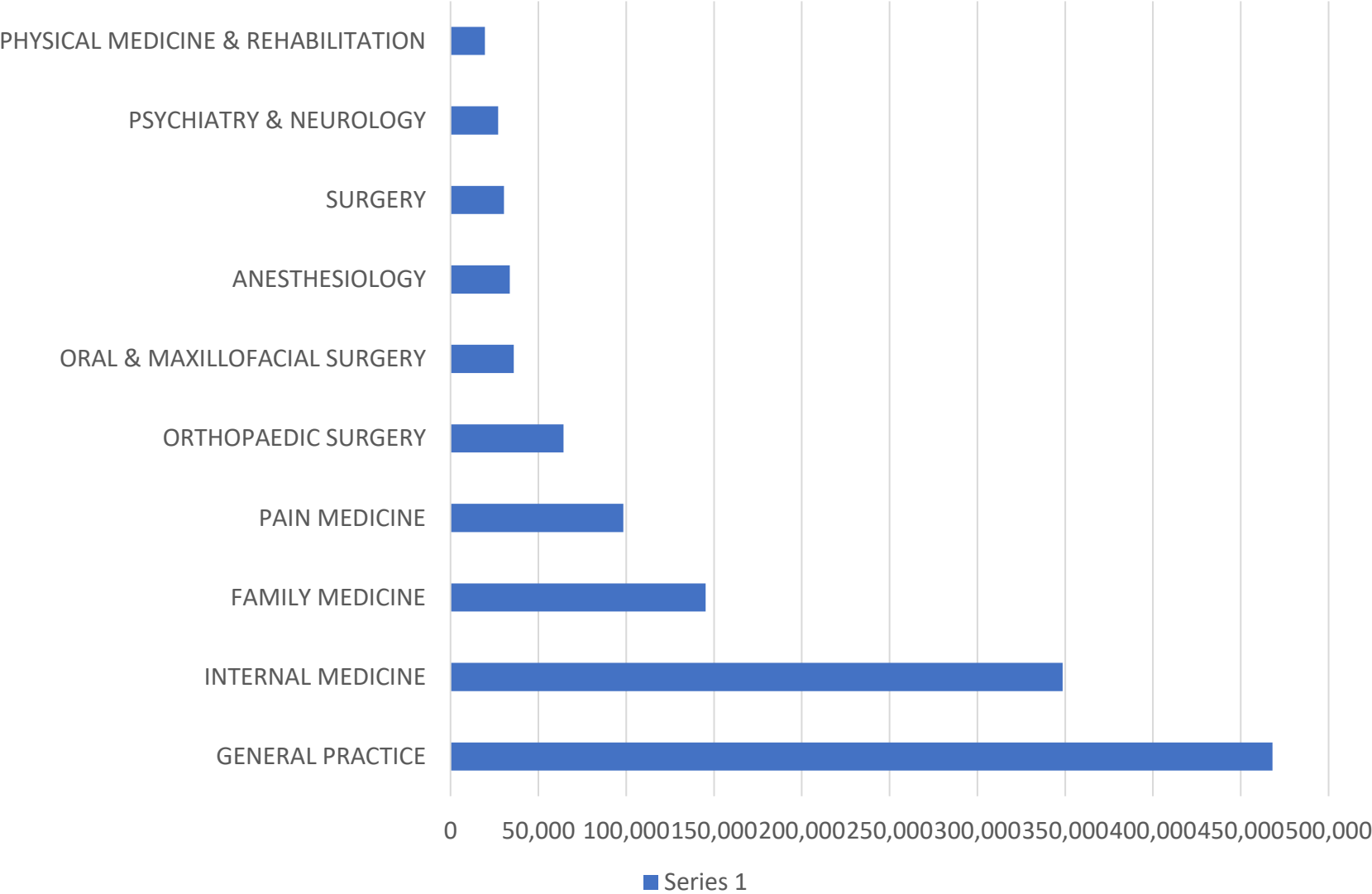
Number of Prescriptions by Medical Specialty (General)



Note: Exclusively from prescribers registered on PDMP

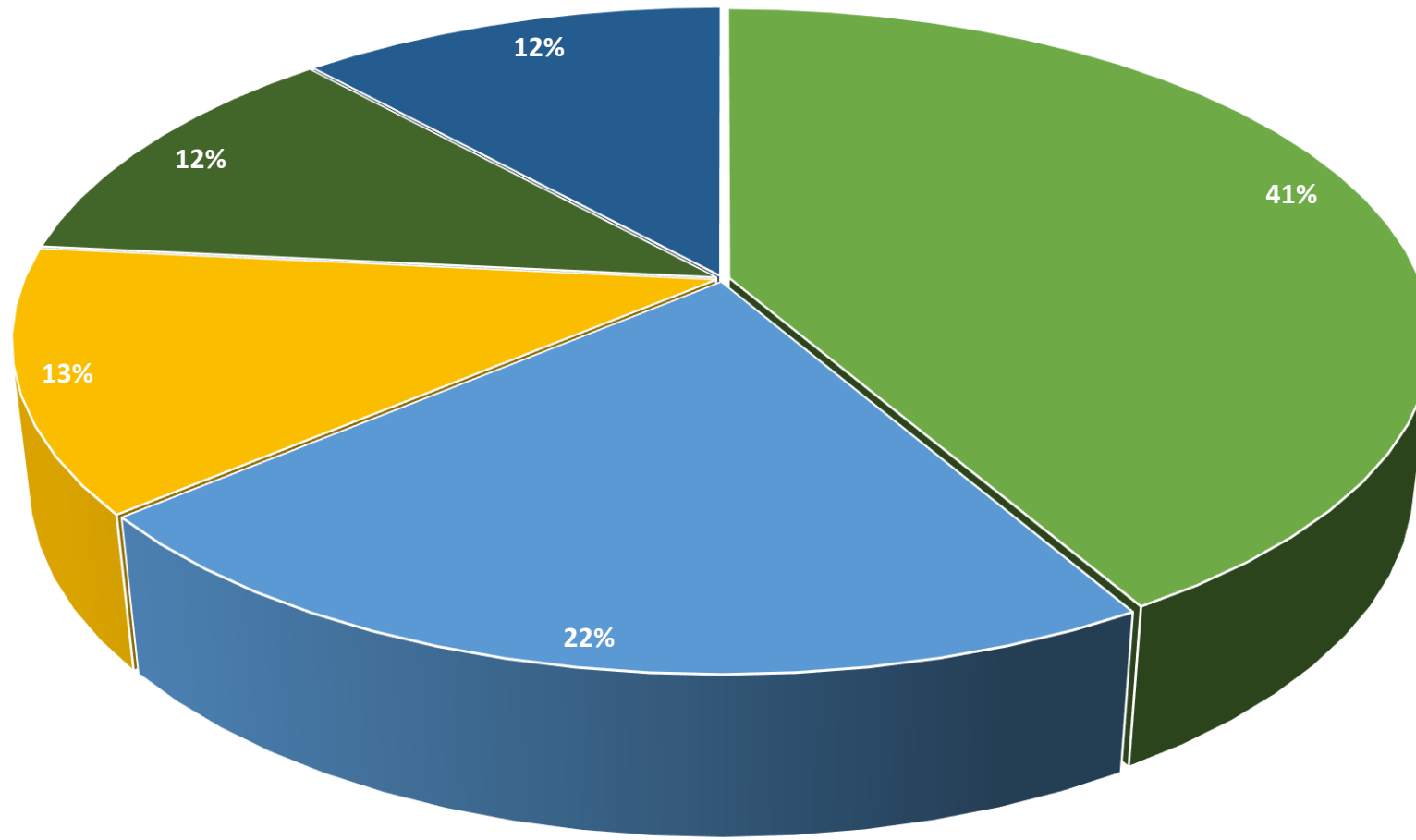


Number of Prescriptions by Medical Specialty (Opioids)



Note: Exclusively from prescribers registered on PDMP

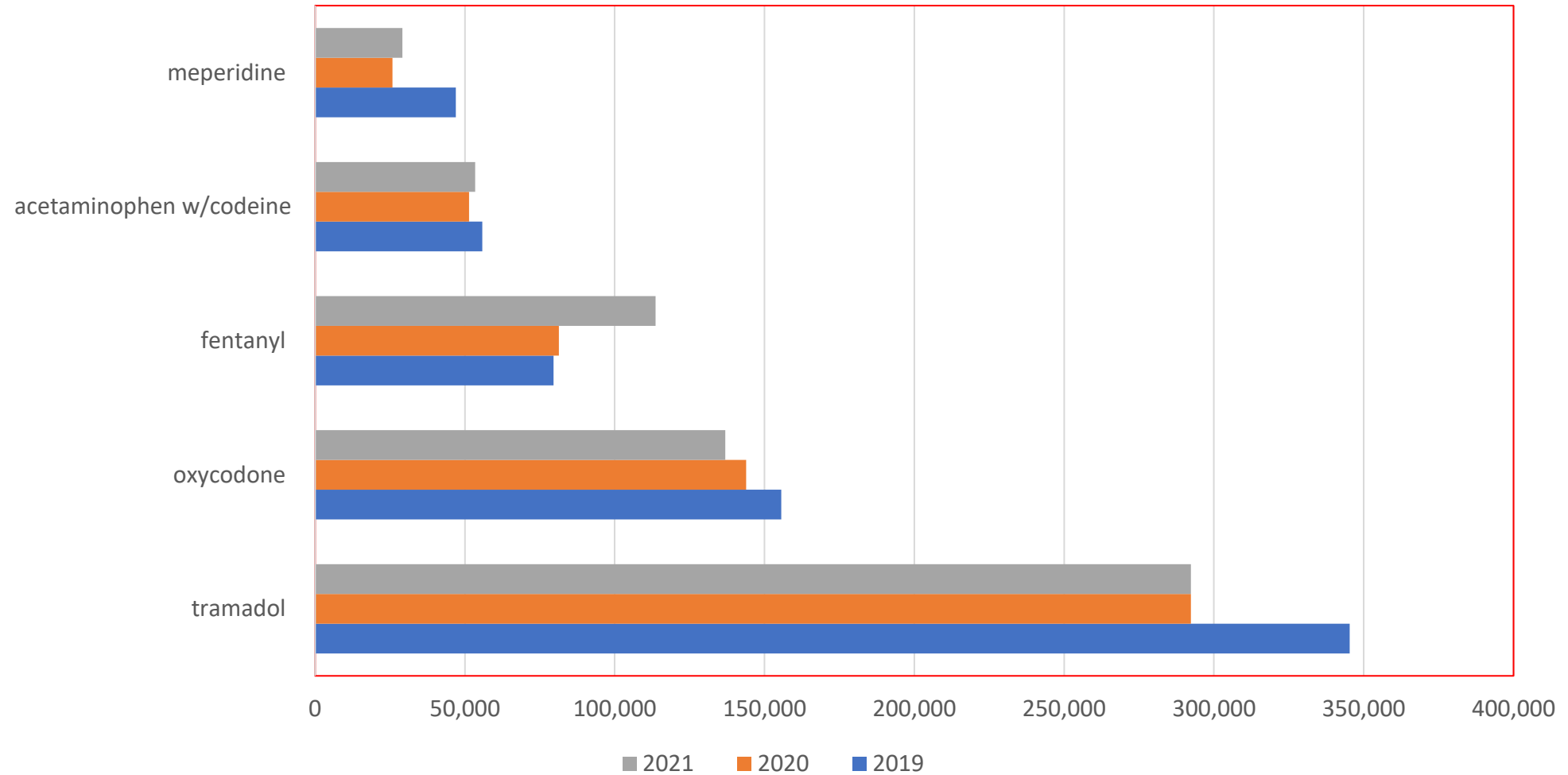
Top 5 Drugs



■ clonazepam ■ temazepam ■ lorazepam ■ zolpidem tartrate ■ alprazolam

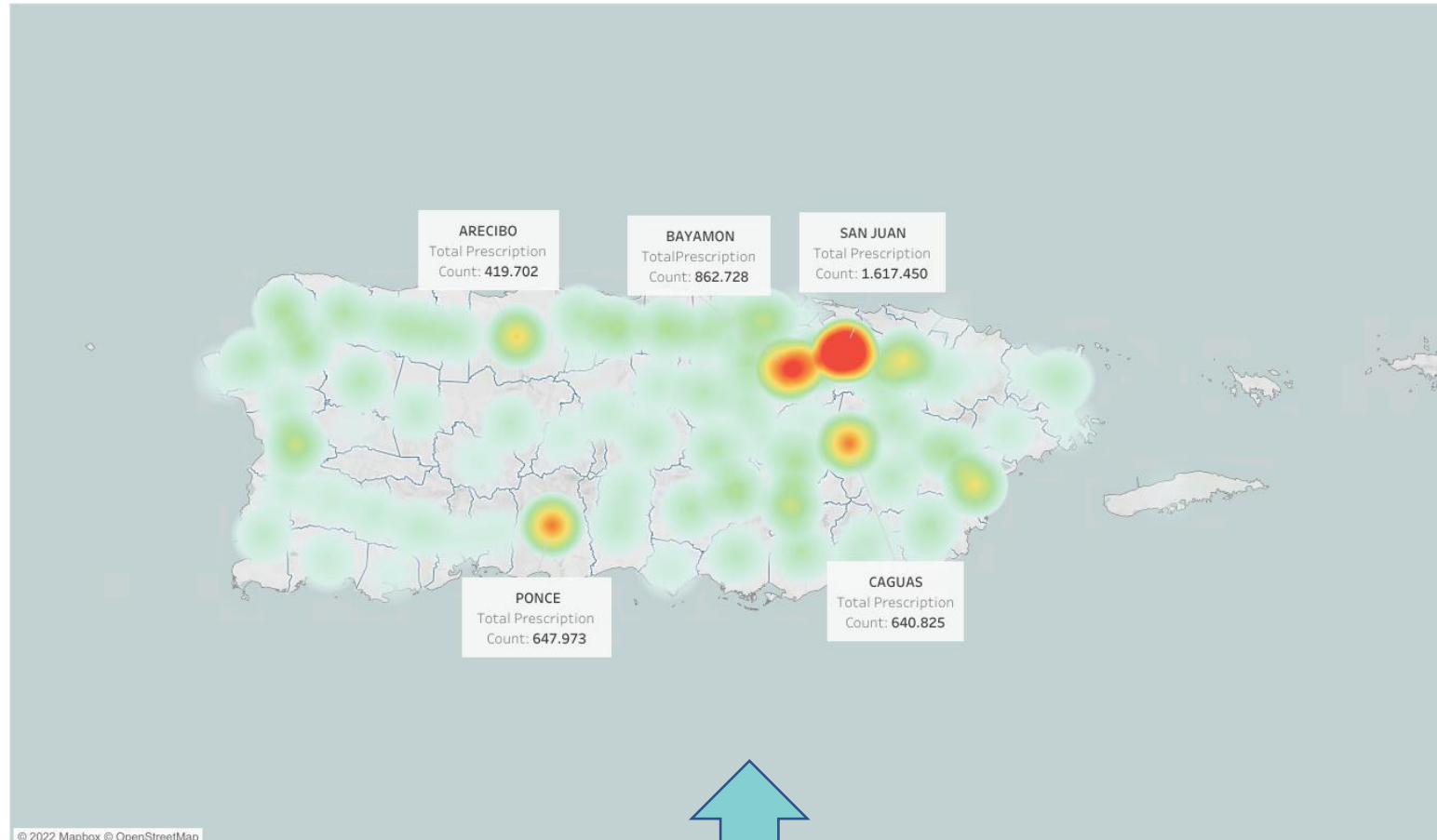


Top 5 Opioids



Total dispensations heat map 2019-2021

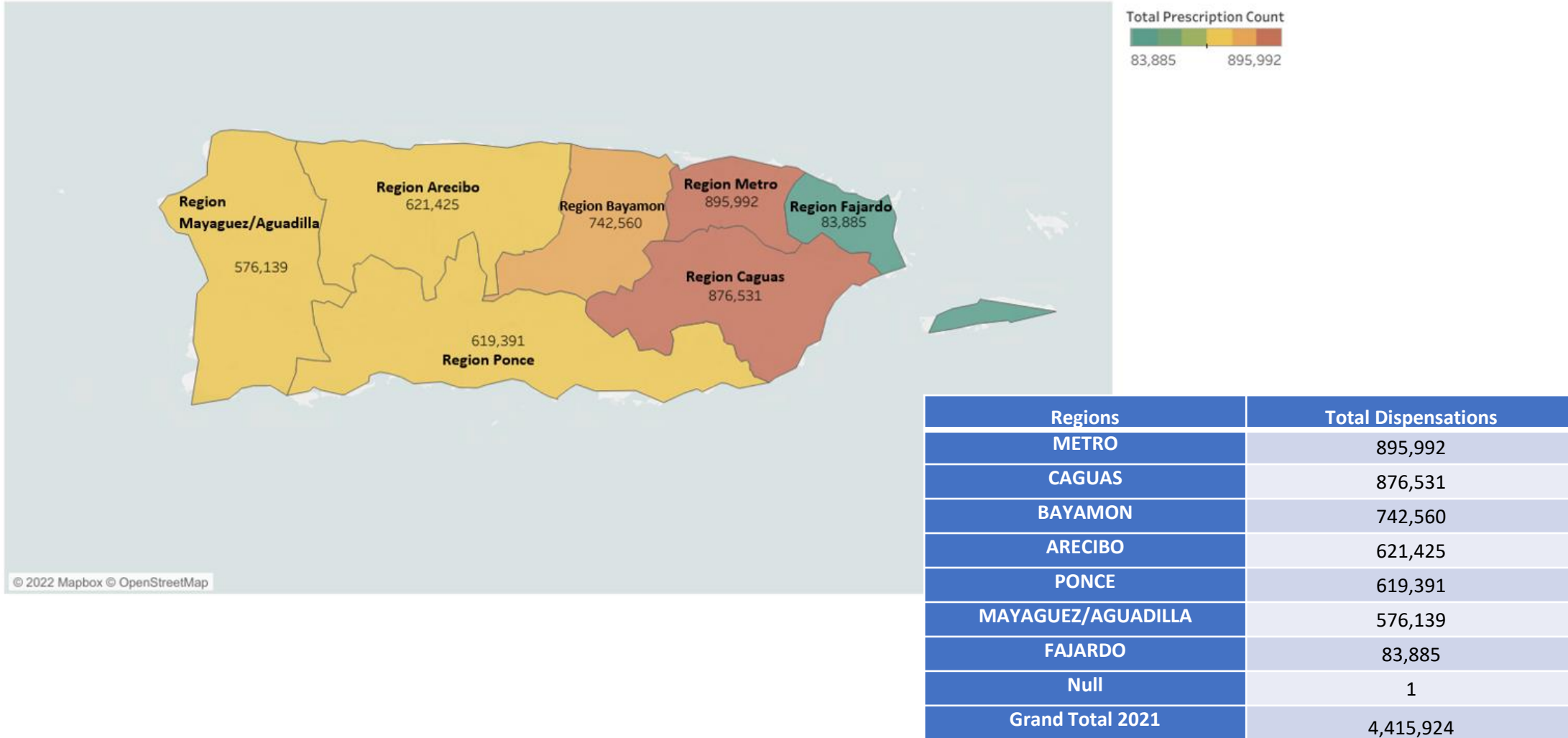
Heatmaps of Total Controlled Substances Dispensations in Puerto Rico (2019-2021)



From 2020 to 2021 there was an increase of 2.73% in dispensations, been San Juan (Capital City) the #1 in total dispensations

Total dispensations by Regions for 2021

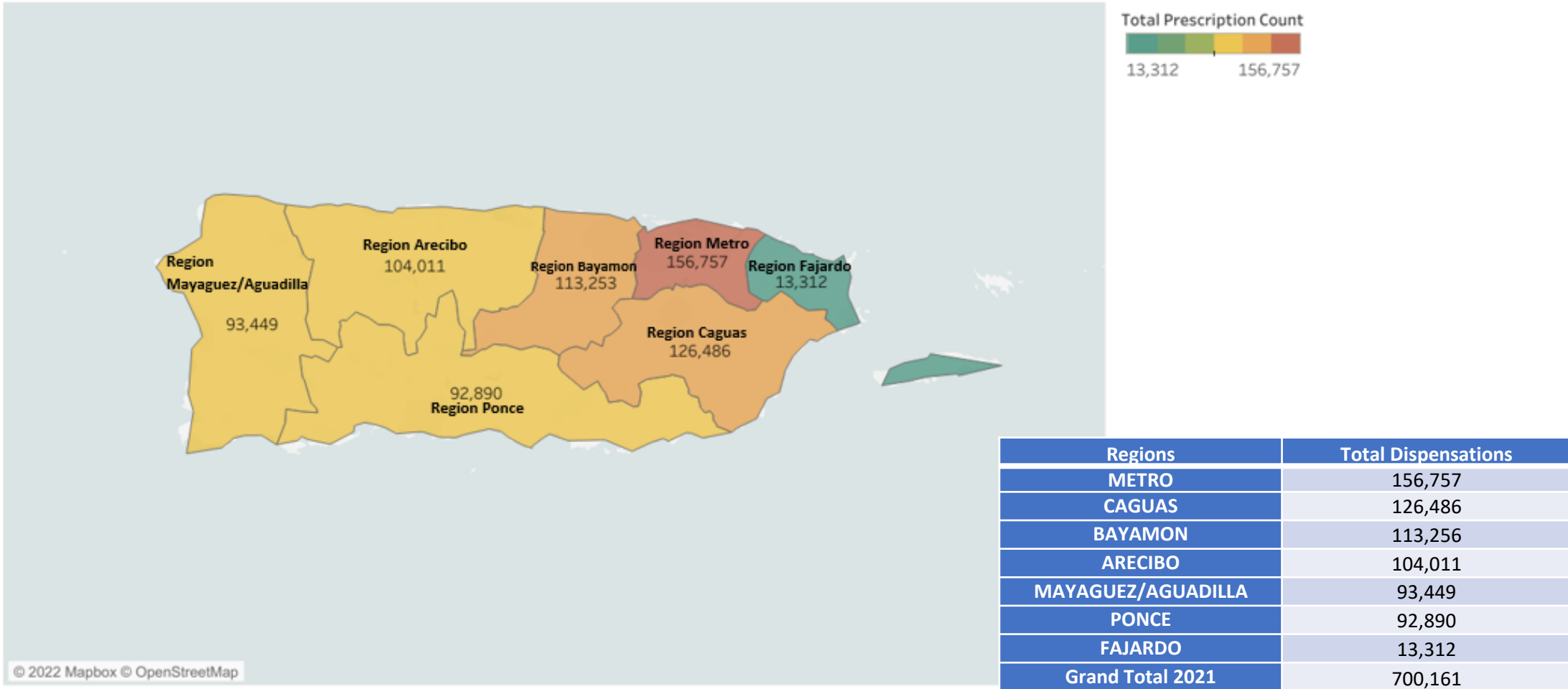
Total Controlled Substances Dispensations by Regions of Puerto Rico (2021)



© 2022 Mapbox © OpenStreetMap

Opioid dispensations by Regions for 2021

Total Opioids Dispensations by Regions of Puerto Rico (2021)



© 2022 Mapbox © OpenStreetMap



MME Distribution by Age and Gender

Daily MME/Total by Sex - Bubbles / Table



Patient Gen..	Current Pha..	Age Band (Age Groups)							Total MME
		Ages 18 To 24	Ages 25 To 34	Ages 35 To 44	Ages 45 To 54	Ages 55 To 64	Ages 65 To 74	Ages 75 To 84	
female	Region 1	1,123,314	4,859,498	11,413,384	21,294,101	36,728,744	32,482,355	17,459,260	54 10,000,000
	Region 2	305,957	1,241,557	2,406,534	5,388,922	8,958,245	8,492,921	5,549,532	
	Region 3	400,300	1,137,971	3,425,555	6,686,757	10,293,733	9,761,692	6,364,989	
	Region 4	401,304	1,074,326	2,723,817	5,861,944	10,683,085	8,897,379	5,534,381	
	Region 5	234,342	799,111	2,348,108	6,113,501	8,243,445	8,106,986	7,122,440	
	Region 6	135,170	408,622	1,476,880	2,704,950	4,094,015	4,037,670	2,179,516	
	Region 7	252,050	872,107	3,198,295	5,206,269	7,390,134	6,531,370	3,940,079	

Daily MME/Total by Sex - Bubbles / Table

Patient Gen..	Current Pha..	Age Band (Age Groups)							Total MME
		Ages 18 To 24	Ages 25 To 34	Ages 35 To 44	Ages 45 To 54	Ages 55 To 64	Ages 65 To 74	Ages 75 To 84	
male	Null			0					54 10,000,000
	Region 1	889,756	4,147,210	15,316,198	27,505,835	51,016,234	48,469,998	20,782,577	
	Region 2	233,042	992,876	3,361,828	6,264,920	10,519,635	9,419,809	4,709,431	
	Region 3	291,522	1,387,963	5,371,151	9,988,140	14,375,828	11,842,294	6,288,277	
	Region 4	350,481	1,643,458	4,081,077	8,775,383	13,509,877	12,562,569	5,219,666	
	Region 5	321,161	937,275	2,789,528	6,469,320	10,817,027	11,242,493	5,392,186	
	Region 6	80,051	334,171	1,691,123	3,805,623	5,095,973	5,136,694	2,503,280	
Region 7	170,809	929,258	2,755,180	6,088,074	9,710,816	7,496,439	3,579,223		



ADDITIONAL DATA ANALYSIS

When evaluating the rates of opioid dispensing in Puerto Rico, men had higher rates than women across all age groups.

Across all age groups, women aged 65 and older had the highest rates of opioid dispensing with a total of A differential increase is observed in this age group for women compared to other age groups.

For men, the highest rates of opioids was also within this age group 65+

Patients ages 55-64 rank first among patients with multiple providers



Questions



Keysha M. Maldonado Aviles
PDMP Administrator

 keysha.maldonado@assmca.pr.gov

Administración de Servicios de
Salud Mental y Contra la Adicción

ASSMCA



“This project was supported by Grant No. 2020-PM-BX-0009 awarded by the Bureau of Justice Assistance”