



WV BOARD OF PHARMACY

MICHAEL GOFF

EXECUTIVE DIRECTOR

NON-FATAL OVERDOSES

- ALL MEDICAL INCIDENTS FROM EMS & ER'S ARE REPORTED CENTRALLY TO STATE HEALTH OFFICE
- OD INCIDENTS ARE FILTERED AND SENT TO STAFF EPI'S

NON-FATAL OVERDOSES

- DETAILS OF INCIDENT AND PATIENT ID ARE STANDARDIZED
- INFORMATION IS TRANSFERRED TO CSMP VENDOR TO BE PLACED IN PRODUCTION
- INCIDENT DISPLAYED IF PATIENT PROFILE IS REQUESTED



West Virginia Controlled Substance Full Name Report							Report Date	6/5/2018
From	6/5/2016	To	6/4/2018	Date of Birth	06/06/1966		Prescription Count	6
Last Name	Doe		First Name	John		Middle Name		

Patients included in report that appear to match the search criteria.

Last Name	First Name	Middle Name	Gender	Address
DOE	JOHN		M	123 4th Street, Charleston, WV 25301

Suspected Overdose in the Past 12 Months - As reported by West Virginia medical service providers (EMS, ER, etc.)

Medical Service Provider Location	Date of Incident
Kanawha County & ZIP Code: 25301	December 25, 2017

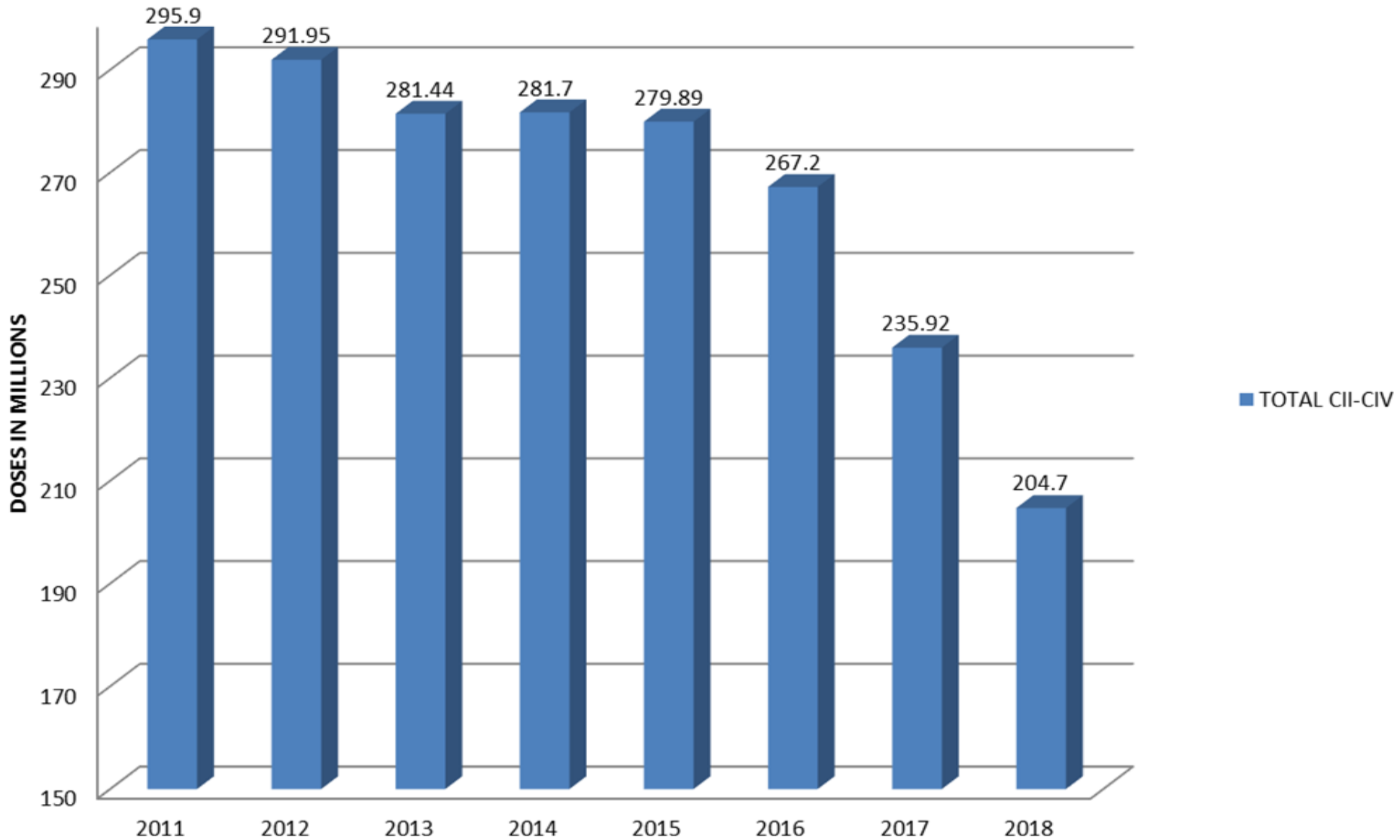
"If data appears in the text box immediately above, information has been reported regarding an overdose incident which may or may not relate to this patient. Please check further. If it is inaccurate, please report to support@rxdatatrack.com"

Prescriber Name	Prescriber DEA & Zip	Dispenser Name	Dispenser DEA & Zip	Rx Written Date	Rx Dispense Date & Date Sold	Rx Number	Product Name	MEDD Status	Strength	Qty	Days	# of Refill	Sched	Payment Type
Edwards, Jason,														
Jones, James L.	MJ1234567 50010	Joe's Pharmacy lc	AJ9876543 21502	04/17/2017	4/17/2017 4/17/2017	71123	Methylphenidate	INACTIVE	10 MG	90	30	0/0	CII	Insurance
Jones, James L.	MJ1234567 50010	Joe's Pharmacy lc	AJ9876543 21502	04/17/2017	4/17/2017 4/17/2017	62234	Alprazolam	INACTIVE	1 MG	60	30	0/0	CIV	Insurance
Jones, James L.	MJ1234567 50010	Joe's Pharmacy lc	AJ9876543 21502	03/17/2017	3/17/2017 3/17/2017	53456	Alprazolam	INACTIVE	1 MG	60	30	0/0	CIV	Insurance
Jones, James L.	MJ1234567 50010	Joe's Pharmacy lc	AJ9876543 21502	03/17/2017	3/17/2017 3/17/2017	4567	Methylphenidate	INACTIVE	10 MG	90	30	0/0	CII	Insurance
Jones, James L.	MJ1234567 50010	Joe's Pharmacy iaavenue	AJ9876543 21502	02/14/2017	2/17/2017	35678	Methylphenidate Hcl	INACTIVE	10 MG	60	30	0/0	CII	Medicare
Jones, James L.	MJ1234567 50010	Joe's Pharmacy iaavenue	AJ9876543 21502	02/14/2017	2/14/2017	26789	Alprazolam	INACTIVE	1 MG	60	30	0/0	CIV	Medicare

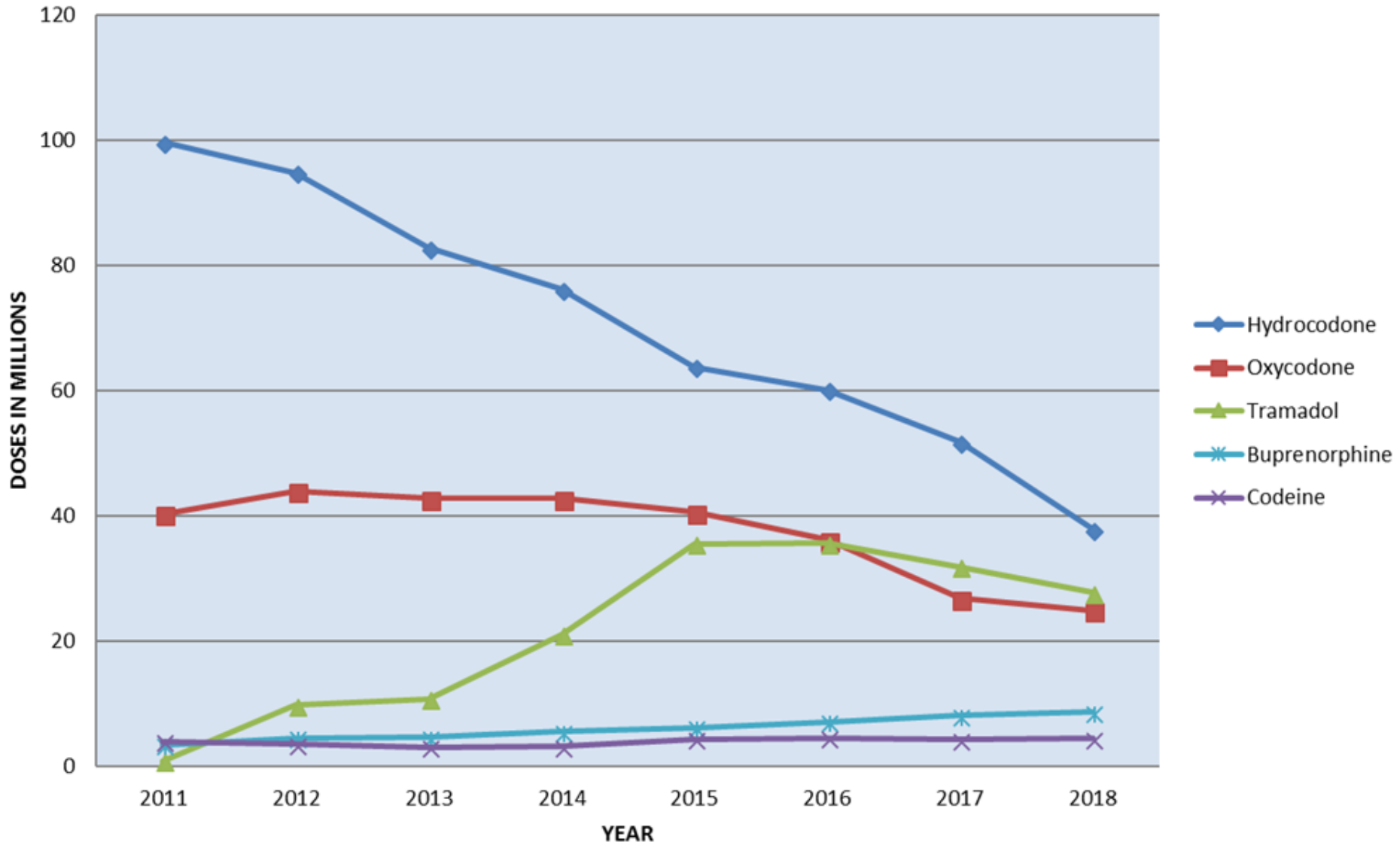
NON-FATAL OVERDOSES

- MESSAGES SENT TO PRESCRIBER
IF AN OD VICTIM HAD DISPENSING
WITHIN PRIOR 60 DAYS

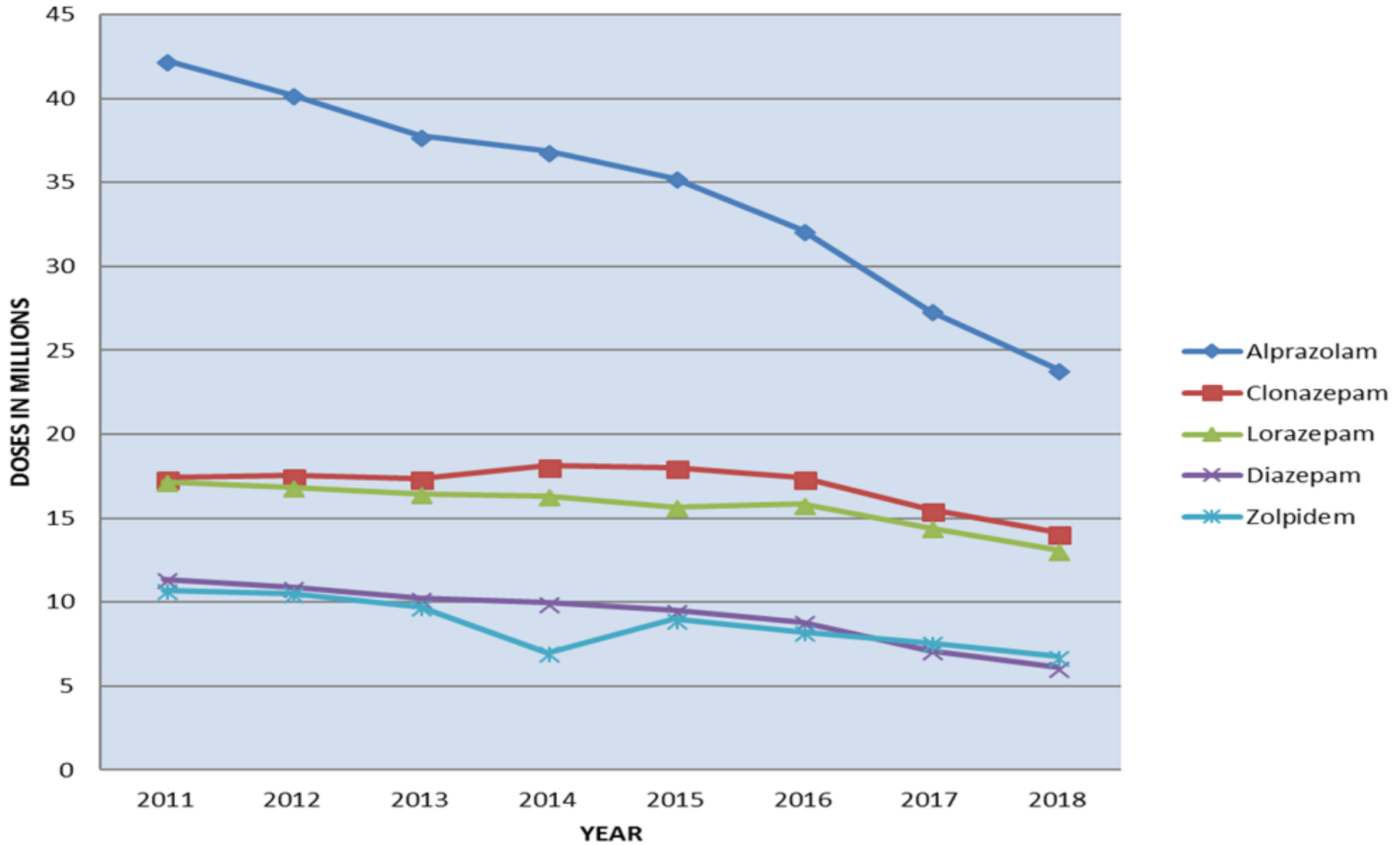
WV TOTAL CONTROLLED SUBSTANCE DOSES DISPENSED



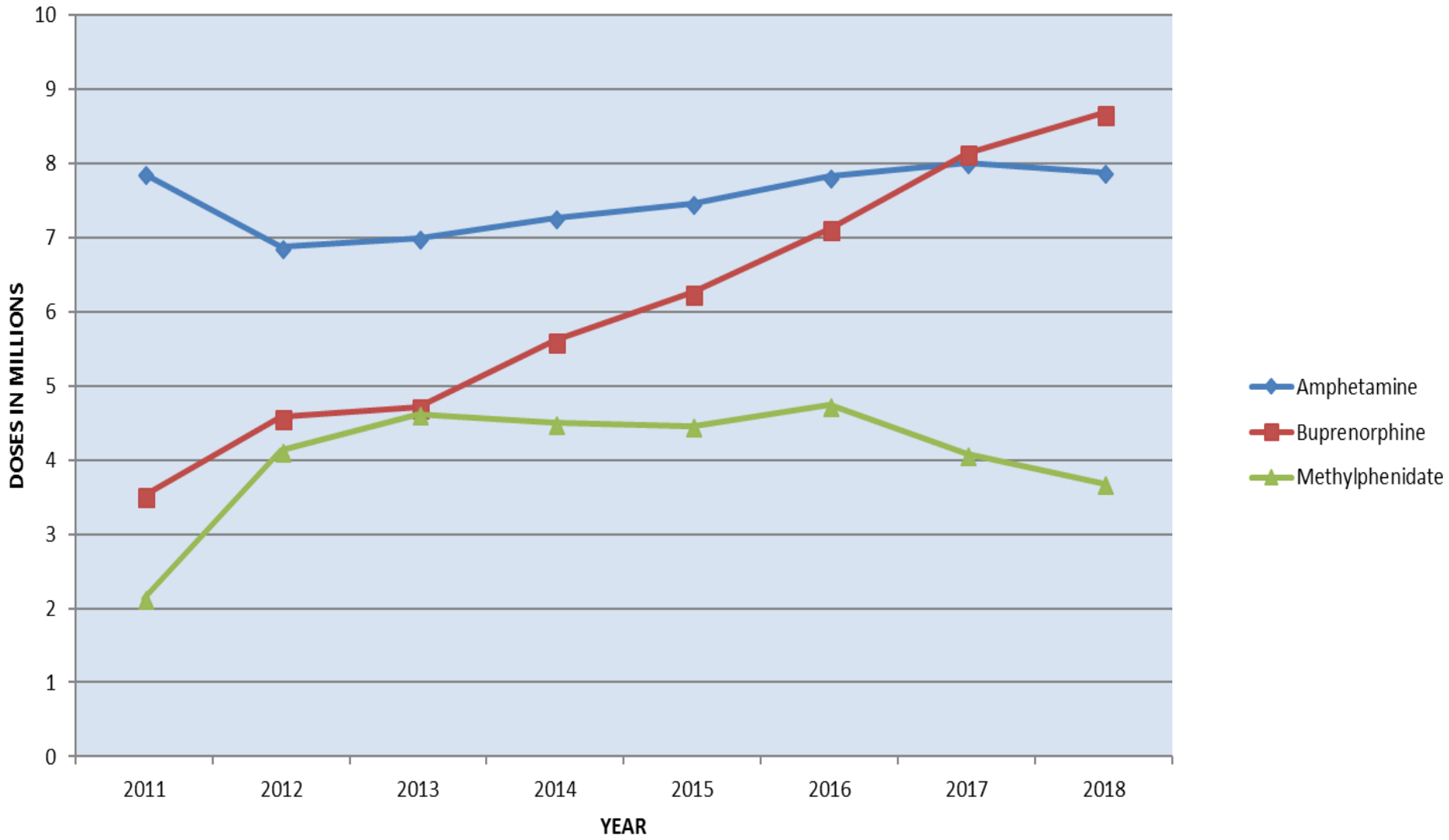
WV OPIOID DRUG DOSES DISPENSED



WV C-IV DRUG DOSES DISPENSED



WV MISC. DRUG DOSE DISPENSINGS

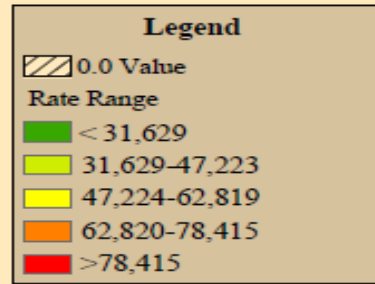
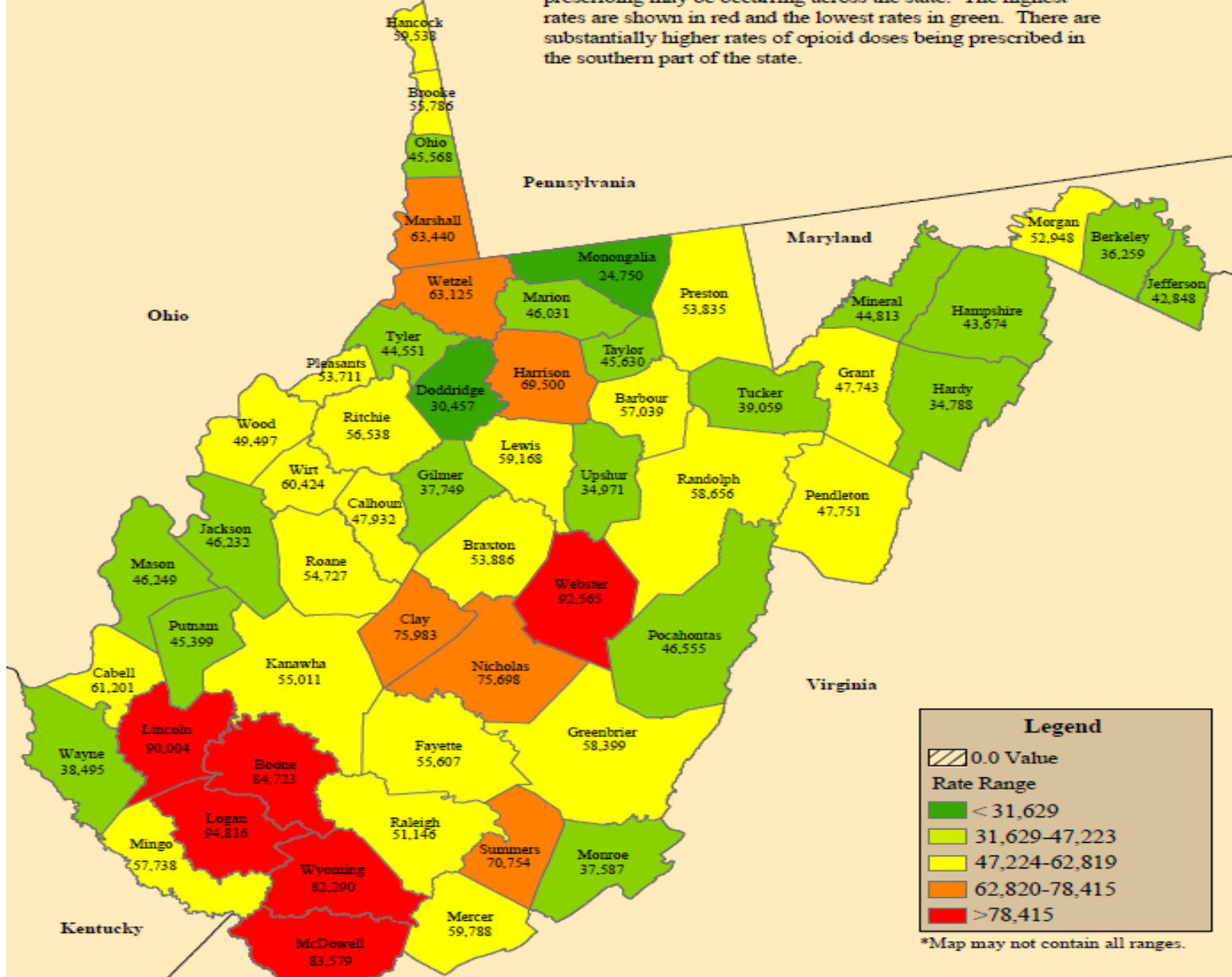




Map 1: Opioid Doses per 1,000 State Residents by County, West Virginia, 2017



The rate of opioid doses (i.e. pills) helps identify where high prescribing may be occurring across the state. The highest rates are shown in red and the lowest rates in green. There are substantially higher rates of opioid doses being prescribed in the southern part of the state.



*Map may not contain all ranges.


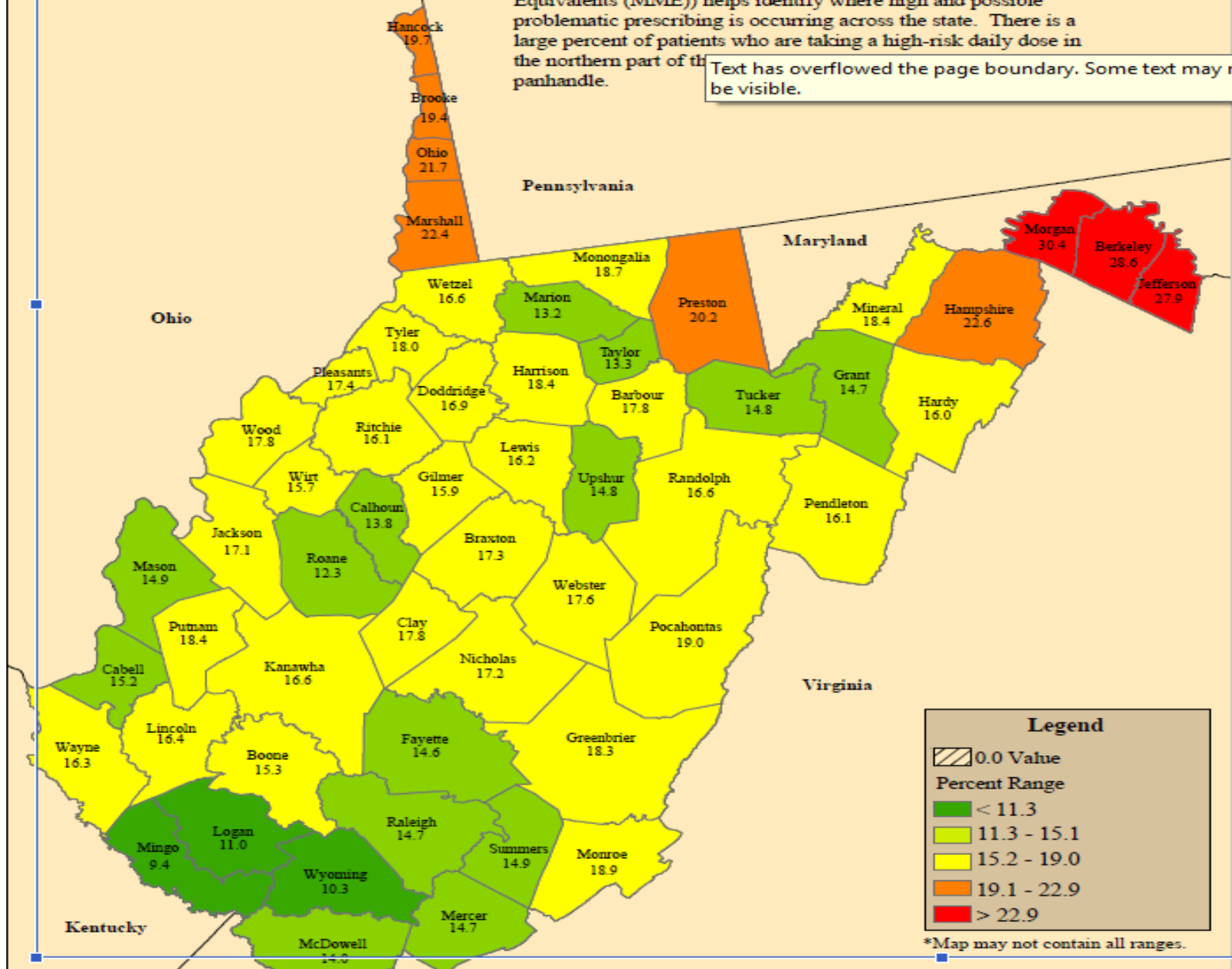


Map 3: Among Patients Prescribed Opioids, Percent of Patients Receiving a High-Risk Daily Dose of Prescribed Opioids by County, West Virginia, 2017



The average high-risk daily dose (i.e., ≥ 50 Morphine Milligram Equivalents (MME)) helps identify where high and possible problematic prescribing is occurring across the state. There is a large percent of patients who are taking a high-risk daily dose in the northern part of the panhandle.

Text has overflowed the page boundary. Some text may not be visible.



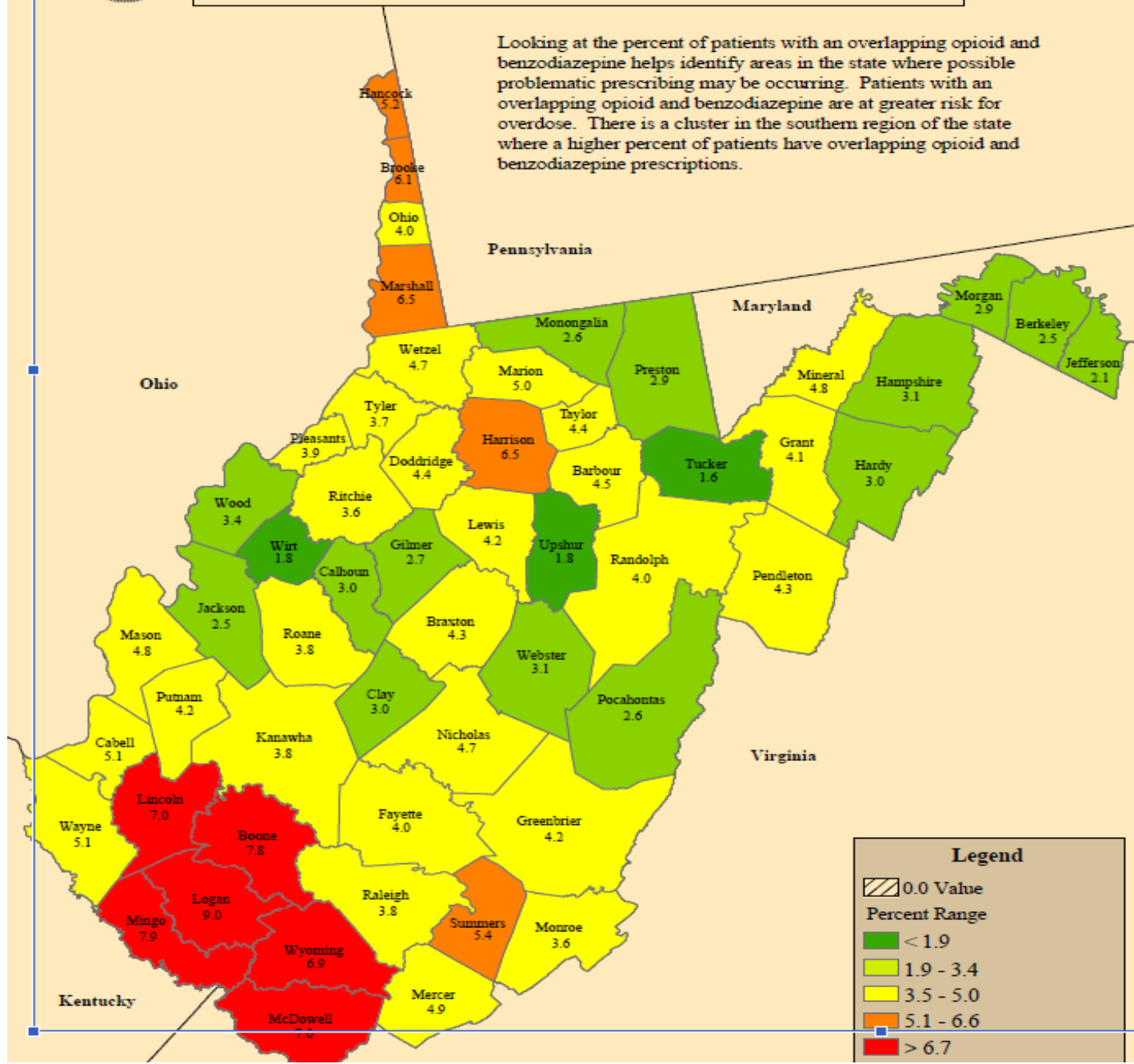
*Map may not contain all ranges.



Map 7: Among Patients Prescribed an Opioid, Percent of Patients with Overlapping Opioid and Benzodiazepine Prescriptions by County, West Virginia, 2017



Looking at the percent of patients with an overlapping opioid and benzodiazepine helps identify areas in the state where possible problematic prescribing may be occurring. Patients with an overlapping opioid and benzodiazepine are at greater risk for overdose. There is a cluster in the southern region of the state where a higher percent of patients have overlapping opioid and benzodiazepine prescriptions.



PEER REVIEW

- DOCTOR REPORT CARDS
- WORKING ON DISPENSER REPORT CARDS
- ALSO IDENTIFY ABNORMAL PRESCRIBERS



West Virginia Controlled Substance Quarterly Peer Report Card			
From	10/1/2018	To	12/31/2018
Prescriber DEA	ZZ0000000	Report Date	2/6/2019
Prescriber Name	Doctor Who		
Prescriber Specialty	Family Medicine/General Practice		
Address	Charleston, WV		

Number of Prescriptions

Schedule Type	Prescription Count	Average for Specialty
CII	877	44
CIV	825	75
CIII	36	16
R	1	0

Top Drugs Prescribed

Product Name	Count
Hydrocodone Bitartrate And Acetaminophen	574
LORAZEPAM	378
Alprazolam	350
Morphine Sulfate	190
TRAMADOL HCL	170

Top Drugs Average Prescribed by Specialty

Product Name	Average Count
GABAPENTIN	28
Hydrocodone Bitartrate And Acetaminophen	19
Alprazolam	16
TRAMADOL HCL	11
Zolpidem Tartrate	10

This report is provided to dispensers by the WV Board of Pharmacy as a tool to complement dispensing and patient services. It represents the number of prescriptions dispensed under your DEA license on a quarterly basis based upon DEA schedule II, III, IV and V, opioid antagonists, as well as non-scheduled drugs that have been designated as Drugs of Concern by the State of West Virginia. This report is generated solely for your personal use and is not provided to, nor utilized by, any other person or entity. It is solely informational in scope and should not be construed as anything other than an additional tool to assist you in the dispensing process.

Dispenser Name	DEA Number	Address
ACME PHARMACY	BA1234567	112 US ROUTE 70 BIRMINGHAM WV 25700

TOTAL NUMBER OF PRESCRIPTIONS REPORTED TO CSAPP IS SHOWN FOR YEAR QUARTER INDICATED TOGETHER WITH OPIOID AND SUBOXONE DISPENSED AS PART OF THIS TOTAL PLUS PEER NUMBERS FOR COMPARISON.

Total Number of All Prescriptions	Total Opioid Prescription Count	Opioid Prescription % Of Your Total	Opioid Prescription Average % For All Dispensers*	Total Suboxone Prescription Count
1991	469	23.56	33.81	498

*who report to the state of West Virginia

PERCENTAGES FOR TYPES OF PAYMENT METHODS USED FOR OPIOID PRESCRIPTIONS

Payment Type	Opioid Prescription Count	Payment Percentage	Average Payment %
Medicaid	252	53.73	50.33
Insurance	110	10.03	25.43
Medicare	59	12.58	13.42
Private Pay (Cash)	47	23.45	10.02
Workers Comp	1	0.21	0.80

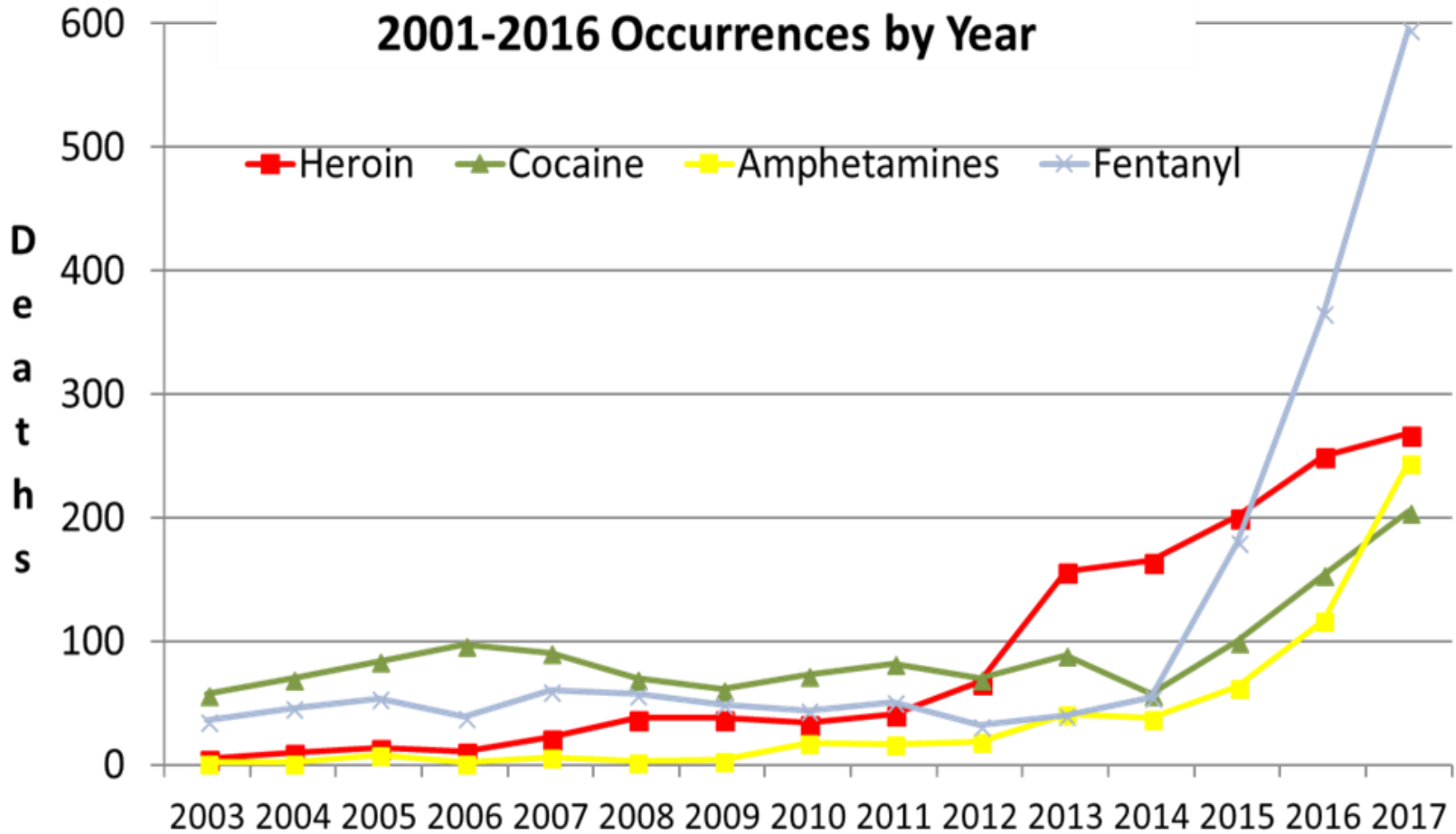
DATABASE REVIEW COMMITTEE

- REVIEWS OUTLIERS IDENTIFIED BY ADV. COMMITTEE PARAMETERS
- REVIEWS OD DEATH REPORTS SUBMITTED BY MEDICAL EXAMINER
- MAKES NOTIFICATIONS CONCERNING PATIENTS, PRESCRIBERS OR DISPENSERS

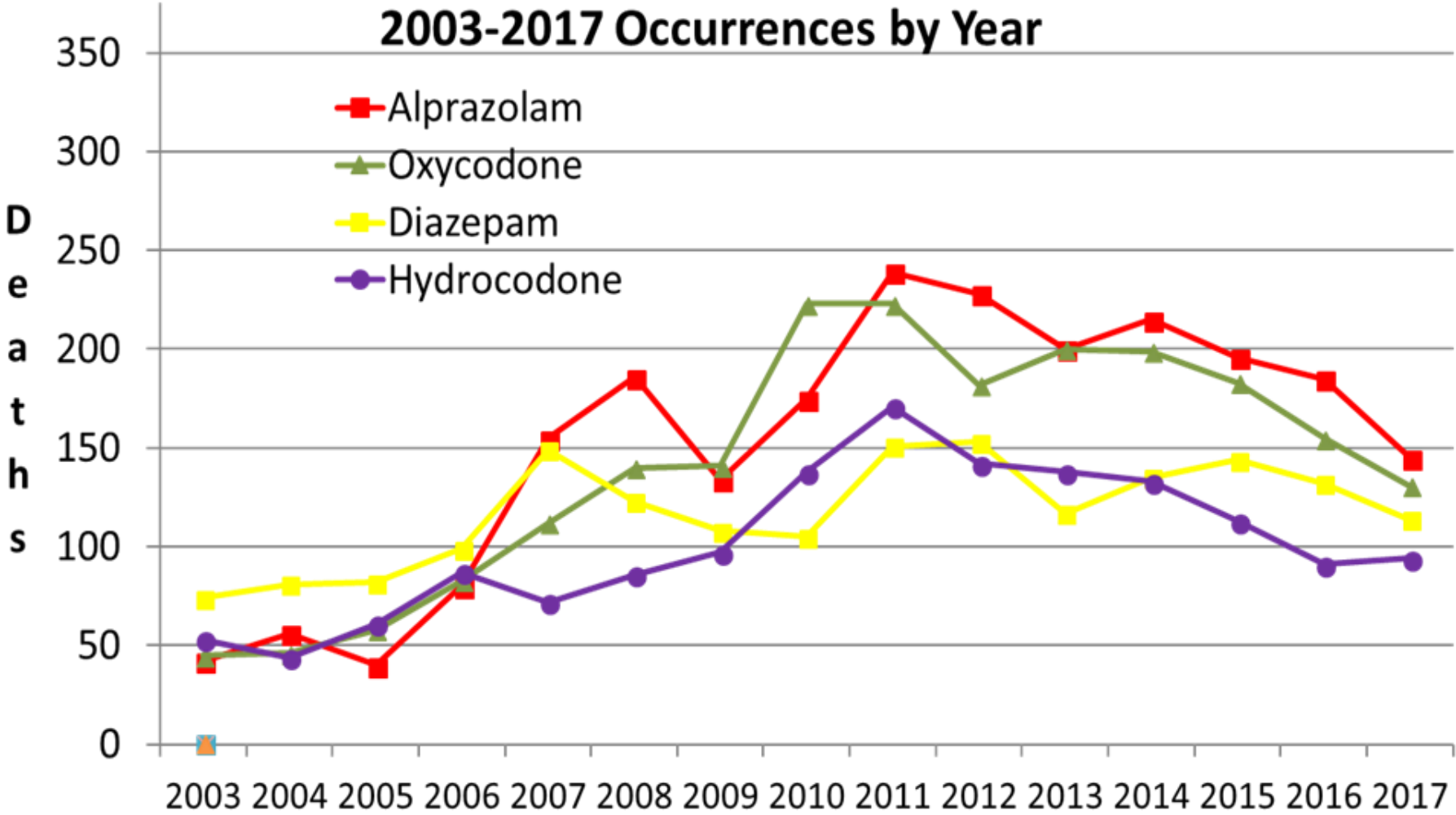
REVIEWED 1,000'S OF OVERDOSE DEATHS

- SEND NOTICES TO PRACTITIONERS RELATED TO THE DEATHS OF THEIR PATIENTS
- REFERRALS TO LICENSING BOARDS AND LE

WV Drug Overdose Deaths for Heroin, Cocaine, Fentanyl and Amphetamines 2001-2016 Occurrences by Year



WV Drug Overdose Deaths for Selected Opiates and Benzodiazepines 2003-2017 Occurrences by Year



QUESTIONS?

- MIKE GOFF
- OFFICE: 304-558-0558
- FAX: 304-558-0474
- CELL: 304-550-0702
- EMAIL: Michael.L.Goff@wv.gov