


PRESCRIPTION DRUG MONITORING PROGRAM



NH PDMP: BJA Project

2020 COAP National Forum



Declaration

**I have no declarations to make
or conflicts of interest.**



Expand Data Sharing

SB 676 is proposing:

- Data sharing capabilities with NH DHHS for the purposes including, but not limited to, public health evaluation, coordination of health care, and for the delivery of critical services to address substance use disorders.
- The office may enter into agreements or contracts to facilitate the confidential sharing of information relating to the prescribing and dispensing of schedule II-IV controlled substances, by practitioners within the state and to establish secure connections between the program and a practitioner's electronic health record keeping system.



Develop a Training/ Education Program

NH practitioners who prescribe opioids are required to obtain 3 CEUs annually for licensure.

NH PDMP is reviewing the following options:

- On-line training systems
 - self-paced and customizable to suit an individual's specific learning needs.
- Academic Detailing
 - structured visits by trained personnel to health care practices for the purpose of delivering tailored training and technical assistance to health care providers to help them use best practices.



Evaluate Impact of PDMP

Provider Survey – Example Questions

- Based on Opioid Rules... Acute and Chronic Pain
- On a scale of 1-5, what documentation requirements have been difficult to put into your workflow?
- Impact of PDMP Questions (Strongly Agree....Strongly Disagree)
- Overview of PDMP Questions (Strongly Agree....Strongly Disagree)
- In the past 30 days, which of the following actions have you taken because of using the PDMP system to monitor prescription medications for you patients?

(Also doing a similar Pharmacist Survey)



Sharing Statistical/De-Identified Data

- PDMP Annual Report
- Medicaid SUD/HIT Metrics
- Oral Health Workforce Activities from Health Resources and Services Administration (HRSA) – Prescriber Report Metrics
- Federal and State Legislative Data Requests
- Bureau of Justice Administration Reports
- Center for Disease Control: 2018 Opioid Overdose Crisis Cooperative Agreement Supplement (OPIS S2) grant



The background of the slide features a close-up, slightly blurred image of the Seal of the State of New Hampshire. The seal is circular, with a blue outer ring containing the text "SEAL OF THE STATE OF NEW HAMPSHIRE" and "1776" at the bottom. Inside the ring is a green laurel wreath. The central part of the seal depicts a red and white ship on a body of water, with a rising sun in the background. The entire seal is set against a blue background that appears to be a flag.

NH REPORT EXAMPLES



ANNUAL REPORT:

Controlled Prescription Drug Use in New Hampshire

Comparison of Prescription Counts of Opioids to Non-Opioids

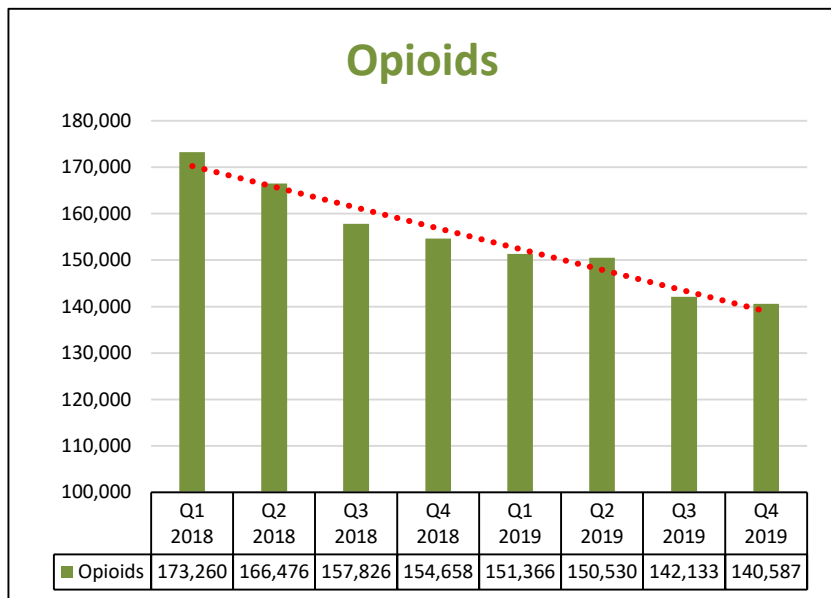


Figure 12

Non-Opioid RX quarterly counts show a variation of less than 9,000 from quarter to quarter. The trend line over two years is essentially flat with minimal change in RX count.



Opioid RX quarterly counts show a steep decline over the 24 months. Therefore the decrease in total RX (shown previously) is driven almost entirely by a decrease in opioid RX.

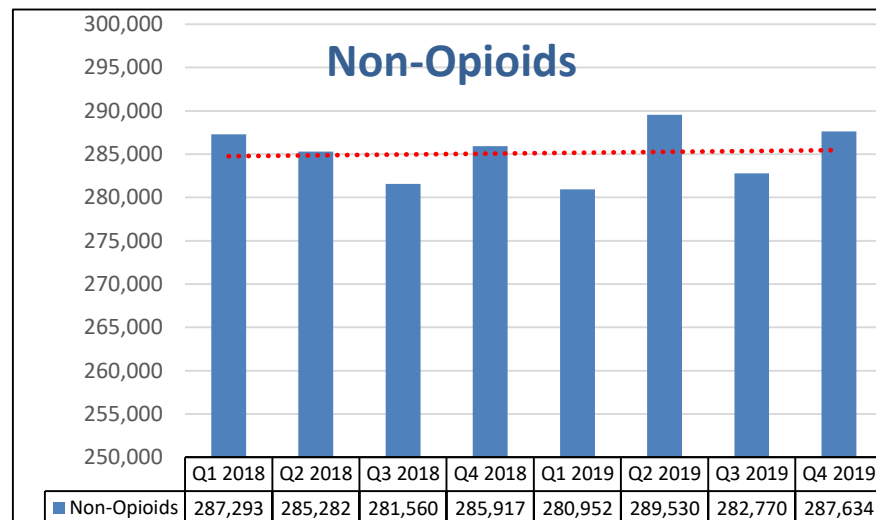


Figure 13



ANNUAL REPORT:

Controlled Prescription Drug Use in New Hampshire

The counts of amphetamine patients and prescriptions, filled by patients in selected age ranges.

Amphetamine: A drug that has a stimulant effect on the central nervous system that can be both physically and psychologically addictive when overused.

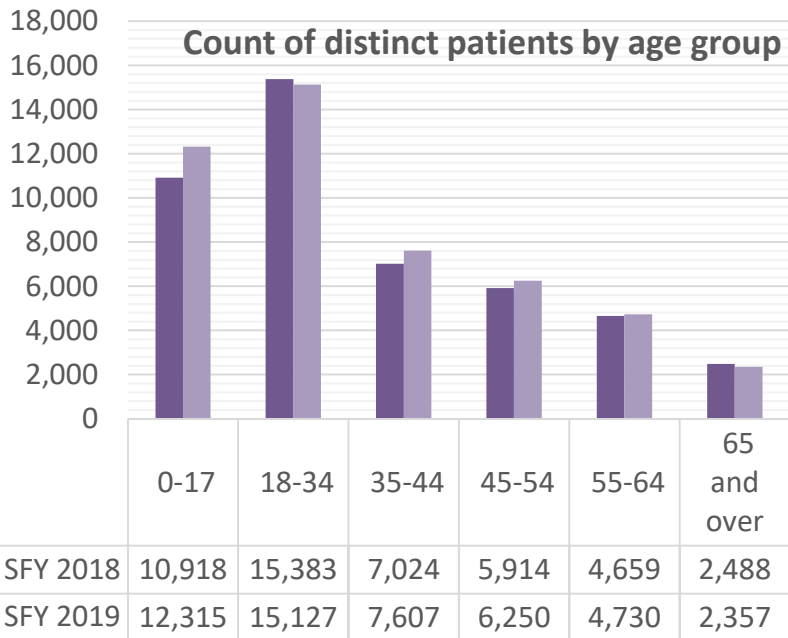


Figure 19

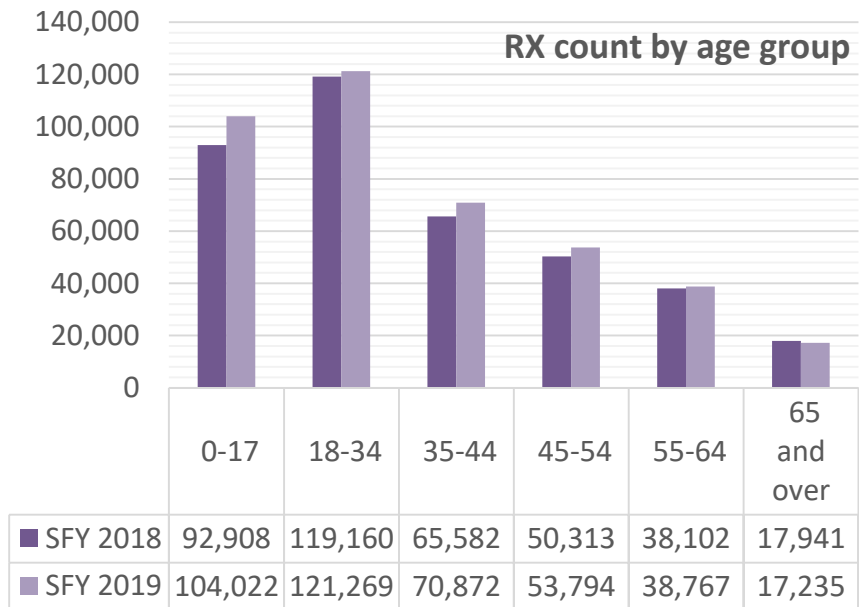


Figure 20



Medicaid SUD/HIT Metrics

Prescriber Report Card Analysis – Opioid Prescriptions

The number of prescribers in each range, when comparing their RX count for Opioid Prescriptions to the average RX count of their peers.

Prescriber PDMP Role	ABOVE	BELOW	SAME AS	Total
Dentist	251	301	1	553
Medical Resident with Prescriptive Authority	4	2		6
Naturopathic Physician			19	19
Nurse Practitioner / Clinical Nurse Specialist	539	602	5	1,146
Optometrist		4		4
Physician (MD, DO)	1,537	1,206	5	2,748
Physician Assistant	415	264		679
Podiatrist (DPM)	28	13		41
VA Prescriber	2	1		3
Veterinarian	92	74		166
Total	2,868	2,467	30	5,365



CDC – OPIS S2

Prescription Error Analysis

Electronic

Table 4a: Electronic Prescriptions

Category	Total
number of electronic rx	152
number of wrong electronic rx	32
number of minor errors (erx)	26
number of serious error (erx)	9
number of fatal errors (erx)	0
number of correct electronic rx	121
percent incorrect rx (erx)	21%

Non-Electronic

Table 4b: Non-Electronic Prescriptions

Category	Total
number of non-electronic rx in total	427
number of wrong non-electronic rx	165
number of minor (non-erx)	104
number of serious (non-erx)	71
number of fatal (non-erx)	69
percent incorrect rx (non-erx)	39%





"I can tell this prescription is a phony.
The doctor's signature is legible."

**ANY
QUESTIONS?**

Thank You

Michelle R. Ricco Jonas M.A., CPM
Program Manager
NH Prescription Drug Monitoring Program

121 South Fruit Street

Concord, NH 03301

Tele. (603) 271-6980

Fax. (603) 271-2856

Email: Michelle.RiccoJonas@oplcr.nh.gov

